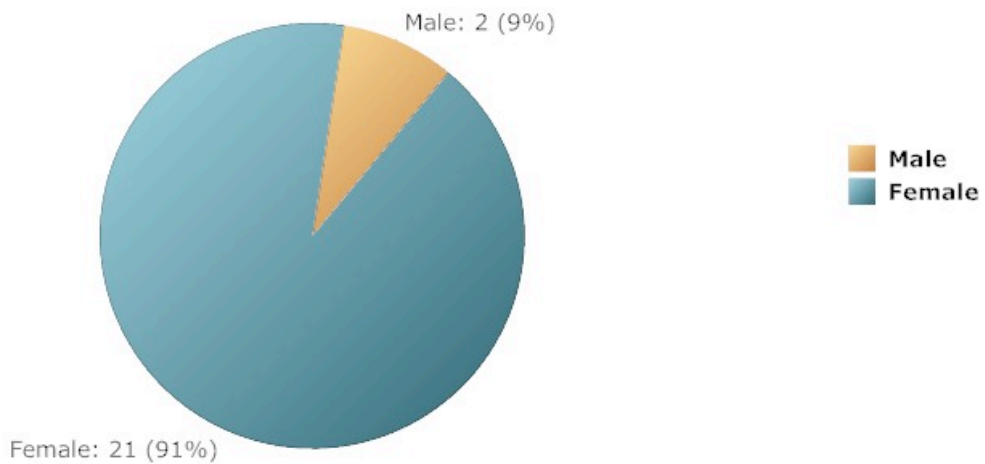


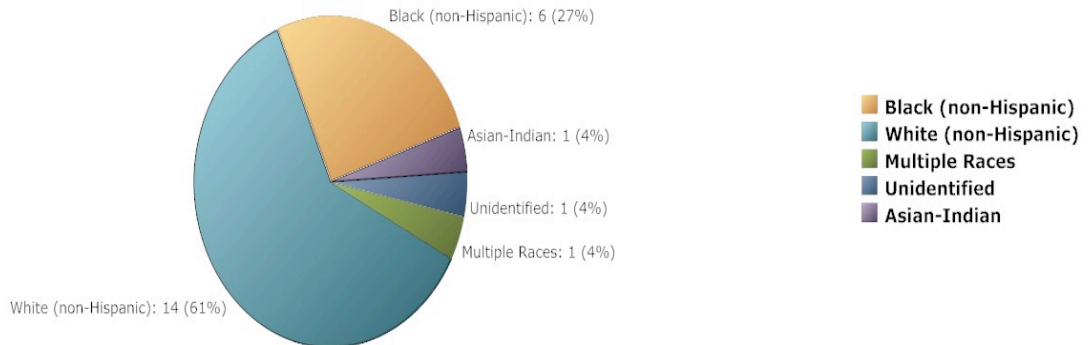
Entering Class	MS Forensic Medicine Acceptance and Matriculation Rates			
	# of Applications	# Accepted	Total Matriculated	Yield from Acceptance
2008	55	32	18 (+7 pathway)	56.3%
2009	54	31	17 (+12 pathway)	54.8%
2010	44	26	19 (+3 pathway)	73.1%
2011*	55	31	17 (+6 pathway)	54.8%

\*Cumulative undergraduate GPA of class of 2011 (based on 4.0 scale) = 3.17

## MS Forensic Medicine Demographics 2011 : Gender

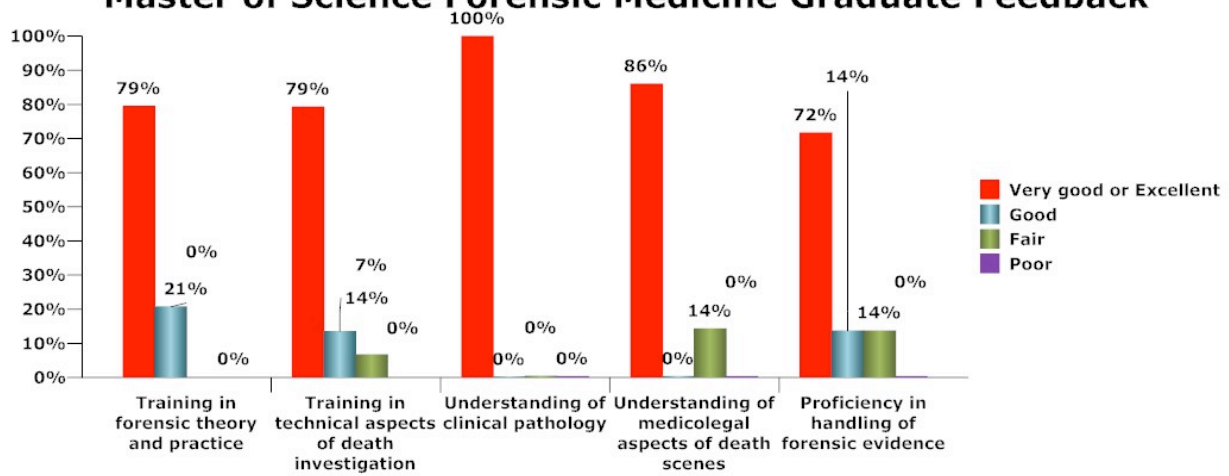


## MS Forensic Medicine Demographics 2011: Diversity

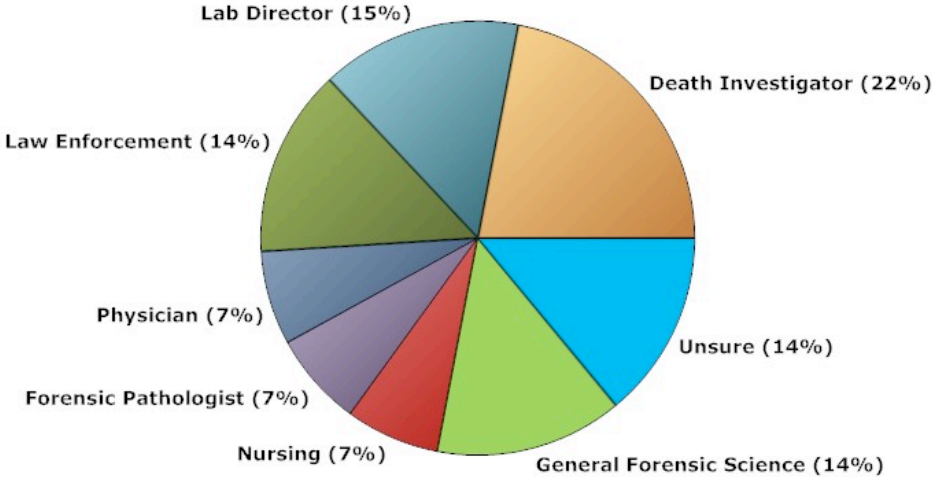


MS Forensic Medicine: 2011		
Tuition Cost (per credit)	% Receiving Financial Aid	Average Indebtedness
\$738	88.71%	\$43,142.46

### Master of Science Forensic Medicine Graduate Feedback



# Career Plans of 2012 Master of Science Forensic Medicine Graduates



Mean Time to Completion for MS Forensic Medicine*				
	Number of new students admitted	Number of students completing program in 2 years	Number of students completing program in 3 years	Number of students completing program in 4 years
2010	20	16 (80%)	-	-
2009	22	15 (68%)	0	16 (73%)
2008	24	20 (83%)	21 (88%)	0

\* General MS Forensic Medicine program length = 2 years