

Financial Overview

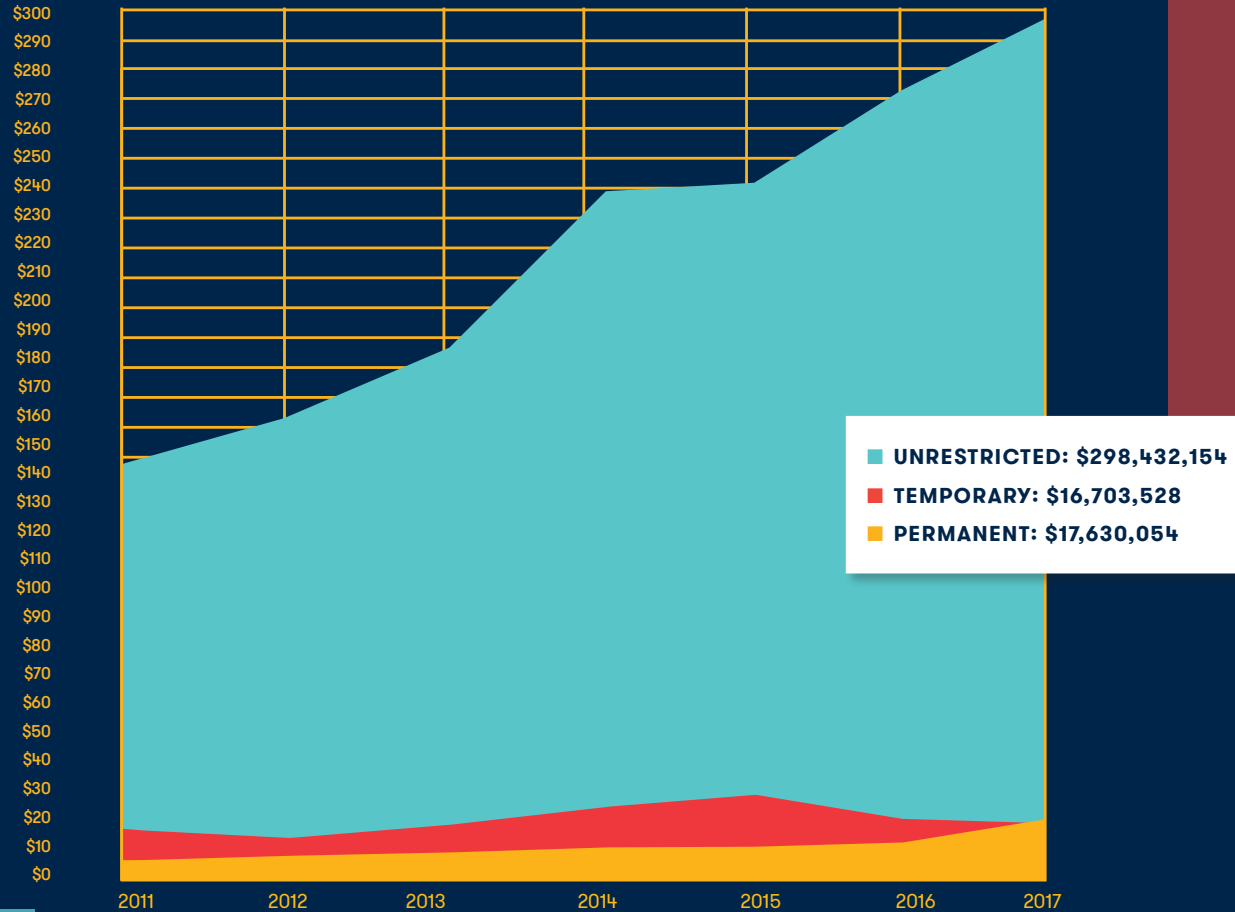


Division of **FINANCE REPORT**

PHILADELPHIA
COLLEGE OF
OSTEOPATHIC
MEDICINE

PCOM Foundation Assets

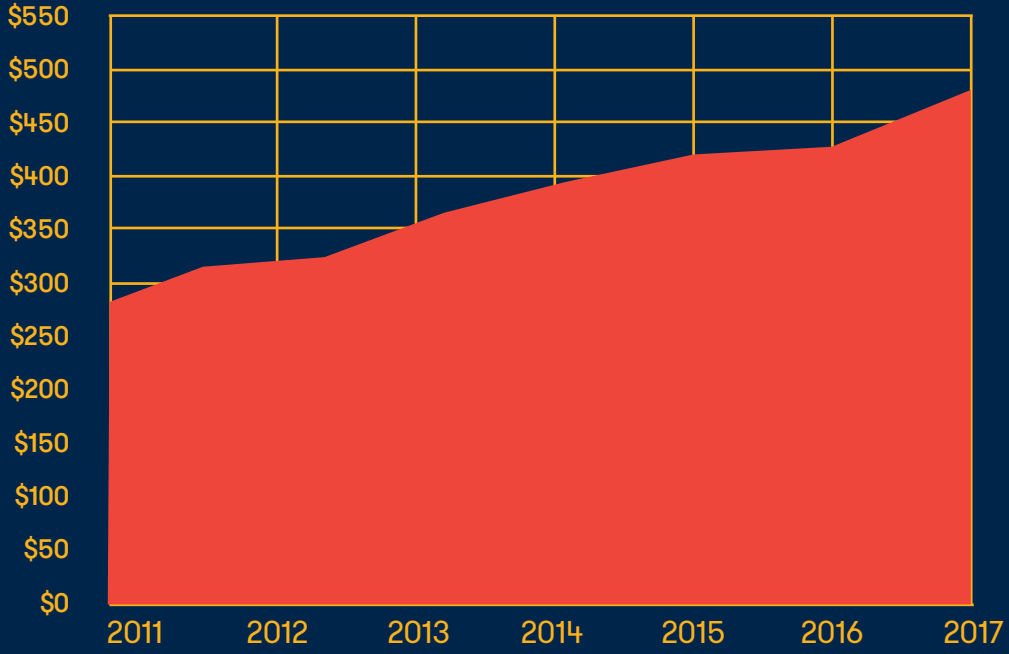
DOLLARS IN MILLIONS



PHILADELPHIA
COLLEGE OF
OSTEOPATHIC
MEDICINE

Growth in Total Assets

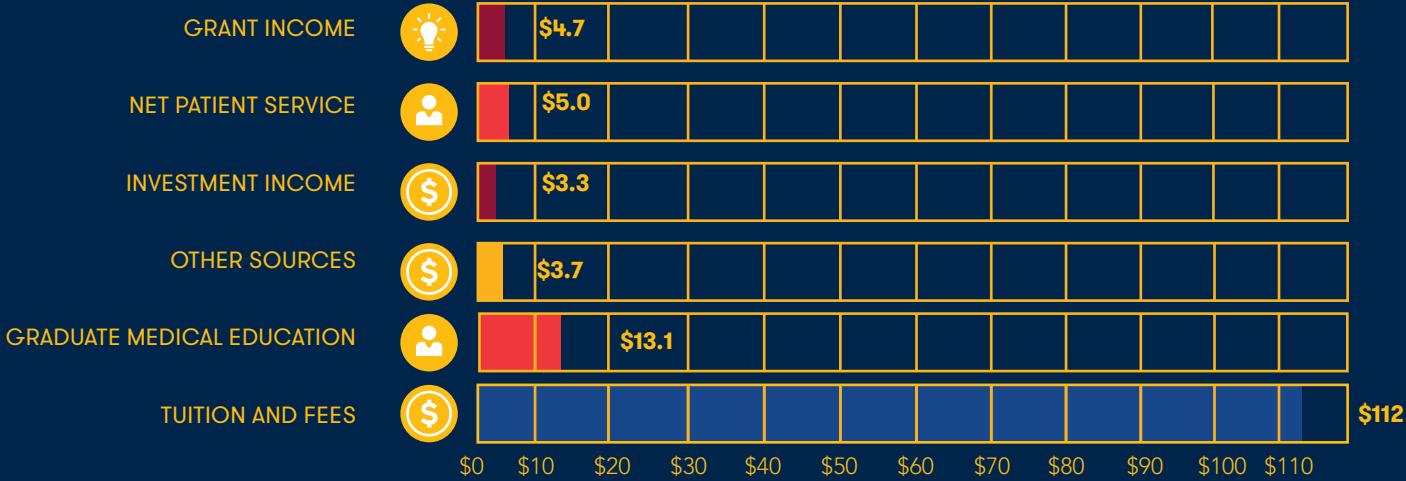
DOLLARS IN MILLIONS



TOTAL ASSETS: \$483.5 MILLION

Sources of Revenues from Operations

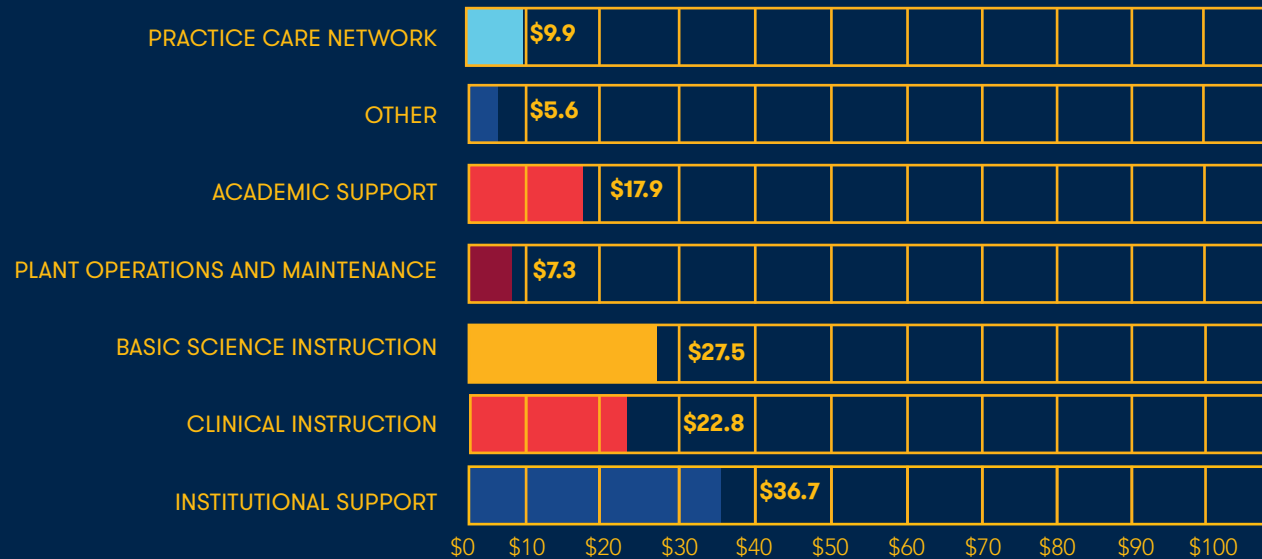
DOLLARS IN MILLIONS



TOTAL REVENUES: \$142.9 MILLION

Uses of Revenues in Operations

DOLLARS IN MILLIONS



TOTAL EXPENSES: \$127.5

Fiscal Years Ended June 30

DOLLARS IN MILLIONS

Fiscal Years Ended June 30	2013	2014	2015	2016	2017
ASSETS					
Cash	\$ 41.3	\$ 35.2	\$ 58.1	\$ 30.1	\$ 45.1
Accounts receivable, net	4.7	5.3	5.1	5.0	6.1
Investments and similar funds	243.4	281.5	281.6	313.1	344.3
Restricted funds	11.1	12.2	12.3	14.1	17.6
Property and equipment, net	63.6	61.4	60.8	61.9	66.0
Other assets	3.2	3.6	4.3	5.7	4.4
TOTAL ASSETS	\$367.3	\$399.2	\$422.2	\$429.9	\$483.5
LIABILITIES AND NET ASSET LIABILITIES					
Accounts payable and accrued expenses	\$ 16.5	\$ 14.8	\$ 15.3	\$ 15.8	\$ 15.8
Accrued malpractice costs	6.0	6.2	6.1	5.7	7.2
Long-term obligations	18.2	0	0	0	0
Other liabilities	25.6	26.2	27.8	29.2	29.8
TOTAL LIABILITIES	\$66.3	\$47.2	\$49.2	\$50.7	\$52.8
NET ASSETS					
Unrestricted	\$271.4	\$317.4	\$337.5	\$347.5	\$396.3
Temporarily restricted	18.4	22.4	23.2	17.7	16.7
Permanently restricted	11.2	12.2	12.3	14.0	17.7
TOTAL NET ASSETS	\$301.0	\$352	\$373	\$379.2	\$430.7
TOTAL LIABILITIES & NET ASSETS	\$367.3	\$399.2	\$422.2	\$429.9	\$483.5